

# FORM NO. MGT-7

[Pursuant to sub-Section(1) of section 92 of the Companies Act, 2013 and sub-rule (1) of rule 11of the Companies (Management and Administration) Rules, 2014]



सत्यमेव जयते

## Annual Return (other than OPCs and Small Companies)

Form language ☒ English ☐ Hindi

Refer the instruction kit for filing the form.

### I. REGISTRATION AND OTHER DETAILS

(i) \* Corporate Identification Number (CIN) of the company

L01132AS1915PLC000200

Pre-fill

Global Location Number (GLN) of the company

\* Permanent Account Number (PAN) of the company

AABCB3924E

(ii) (a) Name of the company

B & A LIMITED

(b) Registered office address

VILLAGE GARIAHABI CHARINGIA MOUZA-KHONGIA Charingia  
Jorhat  
Jorhat  
Assam  
785006

(c) \*e-mail ID of the company

(d) \*Telephone number with STD code

(e) Website

www.barooahs.com

(iii) Date of Incorporation

01/06/1915

(iv)	Type of the Company	Category of the Company	Sub-category of the Company
	Public Company	Company limited by shares	Indian Non-Government company

(v) Whether company is having share capital

☒ Yes ☐ No

(vi) \*Whether shares listed on recognized Stock Exchange(s)

☒ Yes ☐ No

(a) Details of stock exchanges where shares are listed

S. No.	Stock Exchange Name	Code
	BSE LTD	1

(b) CIN of the Registrar and Transfer Agent

U67120WB2011PLC165872

Pre-fill

Name of the Registrar and Transfer Agent

MCS SHARE TRANSFER AGENT LIMITED

Registered office address of the Registrar and Transfer Agents

383 LAKE GARDENS  
1ST FLOOR

(vii) \*Financial year From date 01/04/2024 (DD/MM/YYYY) To date 31/03/2025 (DD/MM/YYYY)

(viii) \*Whether Annual general meeting (AGM) held ☐ Yes ☐ No

(a) If yes, date of AGM

(b) Due date of AGM

30/09/2025

(c) Whether any extension for AGM granted

☐ Yes ☐ No

## II. PRINCIPAL BUSINESS ACTIVITIES OF THE COMPANY

\*Number of business activities

1

S.No	Main Activity group code	Description of Main Activity group	Business Activity Code	Description of Business Activity	% of turnover of the company
1	C	Manufacturing	C1	Food, beverages and tobacco products	100

## III. PARTICULARS OF HOLDING, SUBSIDIARY AND ASSOCIATE COMPANIES (INCLUDING JOINT VENTURES)

\*No. of Companies for which information is to be given

1

Pre-fill All

S.No	Name of the company	CIN / FCRN	Holding/ Subsidiary/Associate/ Joint Venture	% of shares held
1	B&A PACKAGING INDIA LIMITED	L21021OR1986PLC001624	Subsidiary	71.66

## IV. SHARE CAPITAL, DEBENTURES AND OTHER SECURITIES OF THE COMPANY

**(i) \*SHARE CAPITAL****(a) Equity share capital**

Particulars	Authorised capital	Issued capital	Subscribed capital	Paid up capital
Total number of equity shares	5,000,000	3,100,000	3,100,000	3,100,000
Total amount of equity shares (in Rupees)	50,000,000	31,000,000	31,000,000	31,000,000

Number of classes

1

Class of Shares	Authorised capital	Issued capital	Subscribed capital	Paid up capital
Number of equity shares	5,000,000	3,100,000	3,100,000	3,100,000
Nominal value per share (in rupees)	10	10	10	10
Total amount of equity shares (in rupees)	50,000,000	31,000,000	31,000,000	31,000,000

**(b) Preference share capital**

Particulars	Authorised capital	Issued capital	Subscribed capital	Paid-up capital
Total number of preference shares	500,000	0	0	0
Total amount of preference shares (in rupees)	50,000,000	0	0	0

Number of classes

1

Class of shares	Authorised capital	Issued capital	Subscribed capital	Paid up capital
Number of preference shares	500,000	0	0	0
Nominal value per share (in rupees)	100	100	100	100
Total amount of preference shares (in rupees)	50,000,000	0	0	0

**(c) Unclassified share capital**

Particulars	Authorised Capital
Total amount of unclassified shares	0

**(d) Break-up of paid-up share capital**

Class of shares	Number of shares			Total nominal amount	Total Paid-up amount	Total premium
<b>Equity shares</b>	Physical	DEMAT	Total			
<b>At the beginning of the year</b>	84,229	3,015,771	3100000	31,000,000	31,000,000	

<b>Increase during the year</b>	0	0	0	0	0	0
i. Pubic Issues	0	0	0	0	0	0
ii. Rights issue	0	0	0	0	0	0
iii. Bonus issue	0	0	0	0	0	0
iv. Private Placement/ Preferential allotment	0	0	0	0	0	0
v. ESOPs	0	0	0	0	0	0
vi. Sweat equity shares allotted	0	0	0	0	0	0
vii. Conversion of Preference share	0	0	0	0	0	0
viii. Conversion of Debentures	0	0	0	0	0	0
ix. GDRs/ADRs	0	0	0	0	0	0
x. Others, specify converted from physical to demat						
<b>Decrease during the year</b>	0	0	0	0	0	0
i. Buy-back of shares	0	0	0	0	0	0
ii. Shares forfeited	0	0	0	0	0	0
iii. Reduction of share capital	0	0	0	0	0	0
iv. Others, specify converted from physical to demat						
<b>At the end of the year</b>	84,229	3,015,771	3100000	31,000,000	31,000,000	
<b>Preference shares</b>						
<b>At the beginning of the year</b>	0	0	0	0	0	
<b>Increase during the year</b>	0	0	0	0	0	0
i. Issues of shares	0	0	0	0	0	0
ii. Re-issue of forfeited shares	0	0	0	0	0	0
iii. Others, specify						
<b>Decrease during the year</b>	0	0	0	0	0	0
i. Redemption of shares	0	0	0	0	0	0

ii. Shares forfeited	0	0	0	0	0	0
iii. Reduction of share capital	0	0	0	0	0	0
iv. Others, specify						
<b>At the end of the year</b>	0	0	0	0	0	

ISIN of the equity shares of the company

**(ii) Details of stock split/consolidation during the year (for each class of shares)**

0

Class of shares		(i)	(ii)	(iii)
Before split / Consolidation	Number of shares			
	Face value per share			
After split / Consolidation	Number of shares			
	Face value per share			

**(iii) Details of shares/Debentures Transfers since closure date of last financial year (or in the case of the first return at any time since the incorporation of the company) \***

☒ Nil

[Details being provided in a CD/Digital Media]

☐

Yes

☐

No

☐

Not Applicable

Separate sheet attached for details of transfers

☐

Yes

☐

No

Note: In case list of transfer exceeds 10, option for submission as a separate sheet attachment or submission in a CD/Digital Media may be shown.

Date of the previous annual general meeting		<input type="text"/>	
Date of registration of transfer (Date Month Year)		<input type="text"/>	
Type of transfer	<input type="text"/>	1 - Equity, 2- Preference Shares,3 - Debentures, 4 - Stock	
Number of Shares/ Debentures/ Units Transferred	<input type="text"/>	Amount per Share/ Debenture/Unit (in Rs.)	<input type="text"/>

Ledger Folio of Transferor			
Transferor's Name			
	Surname	middle name	first name
Ledger Folio of Transferee			
Transferee's Name			
	Surname	middle name	first name

Date of registration of transfer (Date Month Year)			
Type of transfer		1 - Equity, 2- Preference Shares,3 - Debentures, 4 - Stock	
Number of Shares/ Debentures/ Units Transferred		Amount per Share/ Debenture/Unit (in Rs.)	
Ledger Folio of Transferor			
Transferor's Name			
	Surname	middle name	first name
Ledger Folio of Transferee			
Transferee's Name			
	Surname	middle name	first name

**(iv) \* Debentures (Outstanding as at the end of financial year)**

Particulars	Number of units	Nominal value per unit	Total value
Non-convertible debentures	0		0
Partly convertible debentures	0		0
Fully convertible debentures	0		0

Particulars	Number of units	Nominal value per unit	Total value
Total			0

**Details of debentures**

Class of debentures	Outstanding as at the beginning of the year	Increase during the year	Decrease during the year	Outstanding as at the end of the year
Non-convertible debentures	0	0	0	0
Partly convertible debentures	0	0	0	0
Fully convertible debentures	0	0	0	0

**(v) Securities (other than shares and debentures)**

0

Type of Securities	Number of Securities	Nominal Value of each Unit	Total Nominal Value	Paid up Value of each Unit	Total Paid up Value
Total					

**V. \*Turnover and net worth of the company (as defined in the Companies Act, 2013)**

**(i) Turnover**

**(ii) Net worth of the Company**

8,504.85

**VI. (a) \*SHARE HOLDING PATTERN - Promoters**

S. No.	Category	Equity		Preference	
		Number of shares	Percentage	Number of shares	Percentage
1.	Individual/Hindu Undivided Family				
	(i) Indian	1,421,327	45.85	0	
	(ii) Non-resident Indian (NRI)	0	0	0	
	(iii) Foreign national (other than NRI)	0	0	0	
2.	Government				
	(i) Central Government	0	0	0	
	(ii) State Government	0	0	0	
	(iii) Government companies	0	0	0	

3.	Insurance companies	0	0	0	
4.	Banks	0	0	0	
5.	Financial institutions	0	0	0	
6.	Foreign institutional investors	0	0	0	
7.	Mutual funds	0	0	0	
8.	Venture capital	0	0	0	
9.	Body corporate (not mentioned above)	128,776	4.15	0	
10.	Others TRUST	283,491	9.14	0	
	<b>Total</b>	1,833,594	59.14	0	0

**Total number of shareholders (promoters)**

11

**(b) \*SHARE HOLDING PATTERN - Public/Other than promoters**

S. No.	Category	Equity		Preference	
		Number of shares	Percentage	Number of shares	Percentage
1.	Individual/Hindu Undivided Family				
	(i) Indian	982,244	31.69	0	
	(ii) Non-resident Indian (NRI)	8,741	0.28	0	
	(iii) Foreign national (other than NRI)	0	0	0	
2.	Government				
	(i) Central Government	0	0	0	
	(ii) State Government	0	0	0	
	(iii) Government companies	0	0	0	
3.	Insurance companies	0	0	0	
4.	Banks	200	0.01	0	
5.	Financial institutions	0	0	0	
6.	Foreign institutional investors	0	0	0	
7.	Mutual funds	100	0	0	



8.	Venture capital	0	0	0	
9.	Body corporate (not mentioned above)	214,022	6.9	0	
10.	Others IEPF AND CLEARING MEMBERS	61,099	1.97	0	
	<b>Total</b>	1,266,406	40.85	0	0

**Total number of shareholders (other than promoters)**

2,112

**Total number of shareholders (Promoters+Public/  
Other than promoters)**

2,123

**VII. \*NUMBER OF PROMOTERS, MEMBERS, DEBENTURE HOLDERS**  
(Details, Promoters, Members (other than promoters), Debenture holders)

Details	At the beginning of the year	At the end of the year
Promoters	11	11
Members (other than promoters)	2,207	2,112
Debenture holders	0	0

**VIII. DETAILS OF DIRECTORS AND KEY MANAGERIAL PERSONNEL**

**(A) \*Composition of Board of Directors**

Category	Number of directors at the beginning of the year		Number of directors at the end of the year		Percentage of shares held by directors as at the end of year	
	Executive	Non-executive	Executive	Non-executive	Executive	Non-executive
<b>A. Promoter</b>	1	1	1	1	0	0
<b>B. Non-Promoter</b>	1	8	1	8	0	0
(i) Non-Independent	1	2	1	2	0	0
(ii) Independent	0	6	0	6	0	0
<b>C. Nominee Directors representing</b>	0	0	0	0	0	0
(i) Banks & FIs	0	0	0	0	0	0
(ii) Investing institutions	0	0	0	0	0	0
(iii) Government	0	0	0	0	0	0
(iv) Small share holders	0	0	0	0	0	0

(v) Others	0	0	0	0	0	0
Total	2	9	2	9	0	0

Number of Directors and Key managerial personnel (who is not director) as on the financial year end date

13

**(B) (i) \*Details of directors and Key managerial personnel as on the closure of financial year**

Name	DIN/PAN	Designation	Number of equity share(s) held	Date of cessation (after closure of financial year : If any)
ROBIN AIDAN FARLEY		Director	0	
AMIT CHOWDHURI		Director	0	
ANJAN GHOSH		Director	0	
RAJKAMAL BHUYAN		Director	0	
AMIT KIRAN DEB		Director	0	
MOU MUKHERJEE		Director	0	
HIMANGSHU SEKHAR		Director	0	
SIMEEN HOSSAIN		Director	0	
DIPANKAR MUKHERJEE		Director	100	
SOMNATH CHATTERJEE		Director	242,430	
DHRUBA JYOTI DOWD		Director	1	
DEBDIP CHOWDHURY		Company Secretary	0	14/05/2025
TAPAS KUMAR CHATTERJEE		CFO	140	

**(ii) Particulars of change in director(s) and Key managerial personnel during the year**

1

Name	DIN/PAN	Designation at the beginning / during the financial year	Date of appointment/ change in designation/ cessation	Nature of change (Appointment/ Change in designation/ Cessation)
PARTHA PRATIM S		Director	01/11/2024	CESSATION

**IX. MEETINGS OF MEMBERS/CLASS OF MEMBERS/BOARD/COMMITTEES OF THE BOARD OF DIRECTORS**

**A. MEMBERS/CLASS /REQUISITIONED/NCLT/COURT CONVENED MEETINGS**

Number of meetings held

Type of meeting	Date of meeting	Total Number of Members entitled to attend meeting	Attendance	
			Number of members attended	% of total shareholding
ANNUAL GENERAL MEETING	23/08/2024	2,279	29	42.74

## B. BOARD MEETINGS

\*Number of meetings held












S. No.	Date of meeting	Total Number of directors associated as on the date of meeting	Attendance	
			Number of directors attended	% of attendance
1	25/05/2024	11	10	90.91
1	10/08/2024	12	11	91.67
1	09/11/2024	11	10	90.91
1	06/02/2025	11	11	100

## C. COMMITTEE MEETINGS

Number of meetings held

S. No.	Type of meeting	Date of meeting	Total Number of Members as on the date of the meeting	Attendance	
				Number of members attended	% of attendance
1	AUDIT COMMITTEE	25/05/2024	3	3	100
1	AUDIT COMMITTEE	10/08/2024	3	3	100
1	AUDIT COMMITTEE	09/11/2024	3	3	100
1	AUDIT COMMITTEE	06/02/2025	4	4	100
1	NOMINATION COMMITTEE	25/05/2024	6	6	100
1	NOMINATION COMMITTEE	09/11/2024	6	6	100
1	NOMINATION COMMITTEE	06/02/2025	7	7	100
1	STAKEHOLDER RELATIONS COMMITTEE	25/05/2024	3	3	100
1	SHAREHOLDERS COMMITTEE	10/04/2024	3	3	100
1	SHAREHOLDERS COMMITTEE	08/05/2024	3	3	100

## D. \*ATTENDANCE OF DIRECTORS





S. No.	Name of the director	Board Meetings			Committee Meetings			Whether attended AGM held on
		Number of Meetings which director was entitled to attend	Number of Meetings attended	% of attendance	Number of Meetings which director was entitled to attend	Number of Meetings attended	% of attendance	
								(Y/N/NA)
1	ROBIN AIDAN 	4	4	100	0	0	0	
2	AMIT CHOWDE 	4	4	100	16	16	100	
3	ANJAN GHOSH 	4	4	100	16	16	100	
4	RAJKAMAL B 	4	4	100	3	3	100	
5	AMIT KIRAN [ 	4	4	100	3	3	100	
6	MOU MUKHE 	4	4	100	7	7	100	
7	HIMANGSHU 	4	4	100	3	3	100	
8	SIMEEN HOS 	4	1	25	0	0	0	
9	DIPANKAR M 	3	3	100	2	2	100	
10	SOMNATH CH 	4	4	100	7	7	100	
11	DHRUBA JYC 	4	4	100	0	0	0	

#### X. \*REMUNERATION OF DIRECTORS AND KEY MANAGERIAL PERSONNEL

☐ Nil





Number of Managing Director, Whole-time Directors and/or Manager whose remuneration details to be entered

2

S. No.	Name	Designation	Gross Salary	Commission	Stock Option/ Sweat equity	Others	Total Amount
1	SOMNATH CHATTI 	MANAGING DIF 	4,159,000	0	0	0	0
2	DHRUBA JYOTI DC 	DEPUTY MANA 	4,412,000	0	0	0	0
	Total		8,571,000	0	0	0	8,571,000

Number of CEO, CFO and Company secretary whose remuneration details to be entered

2

S. No.	Name	Designation	Gross Salary	Commission	Stock Option/ Sweat equity	Others	Total Amount
1	DEBDIP CHOWDHI 	COMPANY SEC 	2,353,478	0	0	0	0
2	TAPAS CHATTERJ 	CHIEF FINANC 	2,488,449	0	0	0	0
	Total		4,841,927	0	0	0	4,841,927

Number of other directors whose remuneration details to be entered

9

S. No.	Name	Designation	Gross Salary	Commission	Stock Option/ Sweat equity	Others	Total Amount
1	Robin Aidan Farley	DIRECTOR	0	0	0	160,000	0
2	Amit Chowdhuri	DIRECTOR	0	0	0	403,000	0
3	ANJAN GHOSH	DIRECTOR	0	0	0	357,000	0
4	RAJKAMAL BHUYA	DIRECTOR	0	0	0	205,000	0
5	AMIT KIRAN DEB	DIRECTOR	0	0	0	245,000	0
6	HIMANGSHU SEKHAR	DIRECTOR	0	0	0	245,000	0
7	SIMEEN HOSSAIN	DIRECTOR	0	0	0	80,000	0
8	DIPANKAR MUKHERJEE	DIRECTOR	0	0	0	200,000	0
9	PARTHA PRATIM SARKAR	DIRECTOR	0	0	0	80,000	0
	Total		0	0	0	1,975,000	1,975,000

#### XI. MATTERS RELATED TO CERTIFICATION OF COMPLIANCES AND DISCLOSURES

\* A. Whether the company has made compliances and disclosures in respect of applicable provisions of the Companies Act, 2013 during the year ☒ Yes ☐ No

B. If No, give reasons/observations

#### XII. PENALTY AND PUNISHMENT - DETAILS THEREOF

(A) DETAILS OF PENALTIES / PUNISHMENT IMPOSED ON COMPANY/DIRECTORS /OFFICERS ☐ Nil

0

Name of the company/ directors/ officers	Name of the court/ concerned Authority	Date of Order	Name of the Act and section under which penalised / punished	Details of penalty/ punishment	Details of appeal (if any) including present status

(B) DETAILS OF COMPOUNDING OF OFFENCES ☐ Nil

0

Name of the company/ directors/ officers	Name of the court/ concerned Authority	Date of Order	Name of the Act and section under which offence committed	Particulars of offence	Amount of compounding (in Rupees)

**XIII. Whether complete list of shareholders, debenture holders has been enclosed as an attachment**

☒ Yes ☐ No

**XIV. COMPLIANCE OF SUB-SECTION (2) OF SECTION 92, IN CASE OF LISTED COMPANIES**

In case of a listed company or a company having paid up share capital of Ten Crore rupees or more or turnover of Fifty Crore rupees or more, details of company secretary in whole time practice certifying the annual return in Form MGT-8.

Name

Ashok Daga

Whether associate or fellow

☐ Associate ☒ Fellow

Certificate of practice number

2699

**I/We certify that:**

(a) The return states the facts, as they stood on the date of the closure of the financial year aforesaid correctly and adequately.

(b) Unless otherwise expressly stated to the contrary elsewhere in this Return, the Company has complied with all the provisions of the Act during the financial year.

**Declaration**

I am Authorised by the Board of Directors of the company vide resolution no. ..

25

dated

24/05/2025

(DD/MM/YYYY) to sign this form and declare that all the requirements of the Companies Act, 2013 and the rules made thereunder in respect of the subject matter of this form and matters incidental thereto have been complied with. I further declare that:

1. Whatever is stated in this form and in the attachments thereto is true, correct and complete and no information material to the subject matter of this form has been suppressed or concealed and is as per the original records maintained by the company.
2. All the required attachments have been completely and legibly attached to this form.

**Note: Attention is also drawn to the provisions of Section 447, section 448 and 449 of the Companies Act, 2013 which provide for punishment for fraud, punishment for false statement and punishment for false evidence respectively.**

**To be digitally signed by**

Director

DIN of the director

**To be digitally signed by**

☐ Company Secretary

☒ Company secretary in practice

Membership number

Certificate of practice number

**Attachments**

1. List of share holders, debenture holders
2. Approval letter for extension of AGM;
3. Copy of MGT-8;
4. Optional Attachement(s), if any

**Attach****Attach****Attach****Attach****List of attachments****Remove attachment**

Modify

Check Form

Prescrutiny

Submit

**This eForm has been taken on file maintained by the Registrar of Companies through electronic mode and on the basis of statement of correctness given by the company**